

Prices for Securities Traded as of 07/07/2020

Printed 07/07/2020 15:13:47.047

PRICES FOR EQUITY SECURITIES TRADED ON 07/07/2020

S/N	COMPANY	PCLOSE	OOPEN	OPEN	HIGH	LOW	%SPREAD	OCLOSE	CLOSE	CHANGE	%CHANGI	TRADES	VOLUME	VALUE
1	ABCTRANS	0.56	-	0.56	-	-	-	-	0.56	-	-	4	16,213	8,338.63
2	ACADEMY	0.32	-	0.32	-	-	-	-	0.32	-	-	2	856	273.92
3	ACCESS	6.20	-	6.20	6.25	6.20	0.80	-	6.20	-	0.81	342	13,012,162	81,056,030.50
4	AFRIPRUD	4.00	-	4.00	-	-	-	-	4.00	-	-	42	92,514	373,583.80
5	AIICO	0.90	-	0.90	0.91	0.89	2.20	0.90	0.90	-	1.11	74	6,610,163	5,933,867.62
6	AIRTELAFRI	317.10	-	317.10	328.70	328.70	-	-	328.70	11.60	3.66	10	363,047	119,334,241.30
7	ARDOVA	11.65	-	11.65	-	-	-	-	11.65	-	-	38	321,632	3,393,245.15
8	BERGER	6.75	-	6.75	-	-	-	-	6.75	-	-	2	14,680	91,016.40
9	BETAGLAS	61.55	-	61.55	-	-	-	-	61.55	-	-	2	2,853	175,602.15
10	BOCGAS	4.51	-	4.51	-	-	-	-	4.51	-	-	6	13,310	56,194.10
11	BUACEMENT	39.90	-	39.90	40.90	40.90	-	-	40.90	1.00	2.51	43	423,088	17,015,816.00
12	CADBURY	6.75	-	6.75	-	-	-	-	6.75	-	-	43	216,060	1,531,754.20
13	CAP	20.65	-	20.65	-	-	-	-	20.65	-	-	8	21,359	397,707.15
14	CAVERTON	1.82	-	1.82	-	-	-	-	1.82	-	-	51	1,919,224	3,267,577.97
15	CHAMPION	0.95	-	0.95	-	-	-	-	0.95	-	-	1	70,000	60,200.00
16	CHAMS	0.23	-	0.23	-	-	-	-	0.23	-	-	6	93,033	20,557.26
17	CILEASING	3.80	-	3.80	4.00	4.00	-	-	4.00	0.20	5.26	32	707,195	2,657,740.45
18	CONOIL	21.00	-	21.00	-	-	-	-	21.00	-	-	14	13,662	273,600.55
19	CORNERST	0.55	-	0.55	-	-	-	-	0.55	-	-	3	33,000	16,830.00
20	COURTVILLE	0.20	-	0.20	0.20	0.20	-	-	0.20	-	-	1	4,000,000	800,000.00
21	CUSTODIAN	5.50	-	5.50	5.00	5.00	-	-	5.00	-0.50	-9.09	20	460,969	2,339,672.60
22	CUTIX	1.60	-	1.60	-	-	-	-	1.60	-	-	6	20,300	33,396.00
23	DAARCOMM	0.33	-	0.33	-	-	-	-	0.33	-	-	1	1	0.30
24	DANGCEM	127.00	-	127.00	126.00	126.00	-	-	126.00	-1.00	-0.79	103	767,881	96,099,423.10
25	DANGSUGAR	11.70	-	11.70	-	-	-	-	11.70	-	-	62	351,825	4,108,646.60

Prices for Securities Traded as of 07/07/2020

Printed 07/07/2020 15:13:47.047

S/N	COMPANY	PCLOSE	OOPEN	OPEN	HIGH	LOW	%SPREAD	OCLOSE	CLOSE	CHANGE	%CHANGI	TRADES	VOLUME	VALUE
26	ETERNA	2.24	-	2.24	-	-	-	-	2.24	-	-	9	57,010	115,617.10
27	ETI	4.80	-	4.80	-	-	-	-	4.80	-	-	30	141,025	674,877.55
28	FBNH	5.05	-	5.05	5.15	5.10	0.97	-	5.10	0.05	0.99	191	7,842,446	40,008,916.00
29	FCMB	1.71	-	1.71	1.78	1.72	3.37	-	1.78	0.07	4.09	38	1,925,207	3,388,913.36
30	FIDELITYBK	1.67	-	1.67	1.74	1.70	2.30	-	1.70	0.03	1.80	84	8,076,096	13,747,787.76
31	FIDSON	2.85	-	2.85	-	-	-	-	2.85	-	-	11	104,985	304,313.47
32	FLOURMILL	18.50	-	18.50	-	-	-	-	18.50	-	-	61	360,409	6,559,311.80
33	GLAXOSMITH	4.95	-	4.95	5.00	4.55	9.00	-	4.55	-0.40	-8.08	63	1,999,209	9,754,481.90
34	GUARANTY	21.00	-	21.00	21.05	20.95	0.48	-	21.05	0.05	0.24	450	19,723,812	413,816,022.25
35	GUINNESS	14.00	-	14.00	14.00	14.00	-	-	14.00	-	-	118	1,811,163	25,340,530.65
36	HONYFLOUR	0.91	-	0.91	0.92	0.92	-	-	0.92	0.01	1.10	36	365,458	334,801.76
37	IKEJAHOTEL	1.02	-	1.02	-	-	-	-	1.02	-	-	1	12,000	13,440.00
38	INTBREW	3.95	-	3.95	-	-	-	-	3.95	-	-	32	252,792	998,550.40
39	JAIZBANK	0.56	-	0.56	0.55	0.52	5.45	-	0.52	-0.04	-7.14	28	1,160,832	619,316.60
40	JAPAULOIL	0.23	-	0.23	0.22	0.21	4.55	0.22	0.22	-0.01	-4.35	36	9,623,527	2,050,210.67
41	JBERGER	16.55	-	16.55	15.65	14.90	4.79	-	15.65	-0.90	-5.44	151	3,202,006	49,033,576.45
42	LASACO	0.25	-	0.25	0.25	0.24	4.00	-	0.24	-0.01	-4.00	8	1,196,822	297,637.28
43	LEARNAFRCA	1.06	-	1.06	-	-	-	-	1.06	-	-	1	1,500	1,710.00
44	LINKASSURE	0.47	-	0.47	0.48	0.43	10.42	-	0.43	-0.04	-8.51	24	3,159,923	1,448,575.93
45	LIVESTOCK	0.56	-	0.56	0.51	0.51	-	-	0.51	-0.05	-8.93	23	652,703	345,505.83
46	MANSARD	1.76	-	1.76	1.59	1.59	-	-	1.59	-0.17	-9.66	20	358,862	576,997.48
47	MAYBAKER	2.78	-	2.78	-	-	-	-	2.78	-	-	29	427,734	1,097,833.32
48	MBENEFIT	0.21	-	0.21	0.22	0.22	-	-	0.22	0.01	4.76	3	502,375	110,462.50
49	MOBIL	192.60	-	192.60	-	-	-	-	192.60	-	-	13	12,002	2,086,202.60
50	MRS	13.80	-	13.80	12.45	12.45	-	-	12.45	-1.35	-9.78	6	137,663	1,713,904.35

Prices for Securities Traded as of 07/07/2020

Printed 07/07/2020 15:13:47.047

S/N	COMPANY	PCLOSE	OOPEN	OPEN	HIGH	LOW	%SPREAD	OCLOSE	CLOSE	CHANGE	%CHANGI	TRADES	VOLUME	VALUE
51	MTNN	116.00	-	116.00	115.00	115.00	-	115.00	115.00	-1.00 ↓	-0.86	84	10,232,114	1,176,787,915.10
52	NAHCO	2.20	-	2.20	2.20	2.20	-	-	2.20	- →	-	47	777,709	1,693,839.16
53	NASCON	10.00	-	10.00	9.50	9.50	-	-	9.50	-0.50 ↓	-5.00	44	3,109,848	29,557,364.30
54	NB	34.05	-	34.05	34.05	34.05	-	-	34.05	- →	-	80	1,807,764	61,270,633.00
55	NEIMETH	1.45	-	1.45	1.36	1.36	-	-	1.36	-0.09 ↓	-6.21	25	417,461	569,202.91
56	NEM	2.05	-	2.05	-	-	-	-	2.05	- →	-	5	99,000	194,594.68
57	NESTLE	1,175.00	-	1,175.00	-	-	-	-	1,175.00	- →	-	50	25,000	27,917,885.00
58	NIGERINS	0.20	-	0.20	0.20	0.20	-	-	0.20	- →	-	1	100,000	20,000.00
59	NNFM	4.30	-	4.30	-	-	-	-	4.30	- →	-	1	250	1,172.50
60	NPFMCRFBK	1.24	-	1.24	-	-	-	-	1.24	- →	-	10	135,000	168,940.80
61	OANDO	2.27	-	2.27	2.30	2.29	0.43	-	2.30	0.03 ↑	1.32	52	2,435,094	5,577,537.09
62	OKOMUOIL	77.40	-	77.40	69.70	69.70	-	-	69.70	-7.70 ↓	-9.95	69	1,590,953	110,892,616.85
63	PRESCO	45.25	-	45.25	-	-	-	-	45.25	- →	-	15	37,006	1,529,098.60
64	PRESTIGE	0.47	-	0.47	-	-	-	-	0.47	- →	-	3	21,022	10,511.00
65	PZ	4.00	-	4.00	4.20	4.00	4.76	4.20	4.20	0.20 ↑	5.00	43	1,563,726	6,518,425.80
66	REDSTAREX	2.97	-	2.97	3.26	3.26	-	-	3.26	0.29 ↑	9.76	8	318,758	1,035,851.08
67	ROYALEX	0.26	-	0.26	0.26	0.24	7.69	-	0.26	- ↓	-7.69	13	1,117,124	270,309.76
68	RTBRISCOE	0.20	-	0.20	-	-	-	-	0.20	- →	-	2	3,429	685.80
69	SEPLAT	386.00	-	386.00	-	-	-	-	386.00	- →	-	11	13,728	5,019,715.00
70	SFSREIT	69.30	-	69.30	-	-	-	-	69.30	- →	-	2	2,750	171,600.00
71	STANBIC	30.25	-	30.25	-	-	-	-	30.25	- →	-	53	370,052	10,713,876.40
72	STERLNBANK	1.17	-	1.17	1.22	1.22	-	-	1.22	0.05 ↑	4.27	19	411,431	500,842.22
73	SUNUASSUR	0.20	-	0.20	-	-	-	-	0.20	- →	-	1	10,000	2,000.00
74	TANTALIZER	0.20	-	0.20	-	-	-	-	0.20	- →	-	1	2,500	500.00
75	TOTAL	97.50	-	97.50	-	-	-	-	97.50	- →	-	18	58,931	5,307,490.00

Prices for Securities Traded as of 07/07/2020

Printed 07/07/2020 15:13:47.047

S/N	COMPANY	PCLOSE	OOPEN	OPEN	HIGH	LOW	%SPREAD	OCLOSE	CLOSE	CHANGE	%CHANGI	TRADES	VOLUME	VALUE
76	TRANSCORP	0.63	0.65	0.65	0.65	0.62	4.62	-	0.62	-0.01 ↓	-1.59	70	8,381,748	5,281,753.03
77	UACN	7.20	-	7.20	-	-	-	-	7.20	- →	-	24	232,087	1,649,901.90
78	UAC-PROP	0.99	-	0.99	0.95	0.90	5.26	-	0.95	-0.04 ↓	-4.04	11	4,215,675	3,980,107.40
79	UBA	6.05	-	6.05	6.20	6.05	2.42	-	6.20	0.15 ↑	2.48	179	10,188,644	61,982,517.50
80	UBN	5.45	-	5.45	-	-	-	-	5.45	- →	-	16	42,134	240,364.85
81	UCAP	2.60	-	2.60	2.61	2.60	0.38	-	2.60	- ↑	0.38	63	1,366,139	3,554,108.85
82	UHOMREIT	40.70	-	40.70	-	-	-	-	40.70	- →	-	1	35	1,319.50
83	UNILEVER	13.80	-	13.80	12.45	12.45	-	-	12.45	-1.35 ↓	-9.78	86	1,245,598	15,730,892.70
84	UNITYBNK	0.47	-	0.47	-	-	-	-	0.47	- →	-	7	107,169	54,090.26
85	UPDCREIT	3.80	-	3.80	-	-	-	-	3.80	- →	-	2	2,850	10,830.00
86	UPL	1.01	-	1.01	-	-	-	-	1.01	- →	-	1	36,000	39,960.00
87	VITAFOAM	5.59	-	5.59	-	-	-	-	5.59	- →	-	20	133,702	692,728.59
88	WAPCO	10.00	-	10.00	10.00	10.00	-	-	10.00	- →	-	98	1,729,235	17,352,716.70
89	WAPIC	0.33	-	0.33	0.35	0.35	-	-	0.35	0.02 ↑	6.06	18	738,279	256,572.07
90	WEMABANK	0.52	-	0.52	0.53	0.52	1.89	-	0.53	0.01 ↑	1.92	27	1,803,265	949,221.03
91	ZENITHBANK	16.05	-	16.05	16.35	16.15	1.22	16.35	16.35	0.30 ↑	1.87	398	7,993,495	129,811,411.60
Total												4,060	155,529,293	2,600,805,915.79

Prices for Securities Traded as of 07/07/2020

Printed 07/07/2020 15:13:47.047





PRICES FOR ETF SECURITIES TRADED ON 07/07/2020

S/N	COMPANY	PCLOSE	OPEN	HIGH	LOW	%SPREAD	CLOSE	CHANGE	%CHANG	TRADES	VOLUME	VALUE
1	STANBICETF30	100.00	100.00	95.00	95.00	-	95.00	-5.00 ↓	-5.00	1	10	950.00
2	VETBANK	2.68	2.68	2.94	2.94	-	2.94	0.26 ↑	9.70	1	450	1,323.00
Total										2	460	2,273.00

Prices for Securities Traded as of 07/07/2020

Printed 07/07/2020 15:13:47.047

PRICES FOR BOND SECURITIES TRADED ON 07/07/2020

<u>S/N</u>	<u>COMPANY</u>	<u>PCLOSE</u>	<u>OPEN</u>	<u>HIGH</u>	<u>LOW</u>	<u>%SPREAD</u>	<u>CLOSE</u>	<u>CHANGE</u>	<u>%CHANGE</u>	<u>TRADES</u>	<u>VOLUME</u>	<u>VALUE</u>
1	FGS202154	100.00	100.00	100.00	100.00	-	100.00		-	2	2,000	2,000,000.00
2	FGS202259	100.00	100.00	100.00	100.00	-	100.00		-	1	5	5,000.01
3	FGS202263	100.00	100.00	100.00	100.00	-	100.00		-	1	11	11,000.00
4	FGS202265	100.00	100.00	100.00	100.00	-	100.00		-	1	6	6,000.01
Total										5	2,022	2,022,000.02